Teslights
Marine Lighting

SMART LED FLAT PANEL

The images are merely illustrative, some technical features and accessories may be changed without notice.

May 2019

MARINE · OFFICE · HOSPITAL · MEETING ROOM · HOTEL

AIRPORT · THEATRE · MALL · SCHOOLS · INDOOR · EXHIBITION HALL

The first DLC Premium Panel

For additional information, please contact us
www.teslights.com - info@teslights.com

Product Description

High performance, uniform light distribution, and an ultra-slim profile design combine to make Teslights Smart Flat Panel LED shine with brilliance above all others. Teslights Smart Flat Panel LED is the ideal eco-friendly solution for excellence in quality when modernizing offices, commercial areas, and hallways. International certifications and our factory guarantee serve to demonstrate confidence in the world-leading technological expertise now producing Teslights Smart Flat Panel LED.

Key Features

- **Eligible for PG&E Deemed Rebate Program**
- **Modular manufacturing process**
- **Available in 1x4, 2x2 and 2x4 with multiple variations in measurement variations for each standard size**
- **5 year factory warranty**
- **Available in a range of lumens from 4,500- 6,500 lumens, depending on wattage and dimensions**
- **No rewiring of fixture, minimizing replacement and maintenance costs**
- **150° beam angle to avoid overlapping**
- **IEC/EN 62471 photobiological standard class A (do not damage the retina)***

*more information http://www.intertek.com/lighting/photobiological-testing/

Product Specifications

LED package:	SMD 2835
Power consumption:	18 - 60W ±5%
Input voltage:	100~277V AC 50/60Hz
Efficacy:	Up to 130 lm/W
THD:	<18%
P.F.:	>0.98
CRI:	>80
Dimming:	(0-10V)
Material:	6030 aluminum alloy and PC cover
Beam angle:	120°
IP:	IP44
Operating temperature:	-25°C ~ + 50°C

Product Measurement

Flat Panel

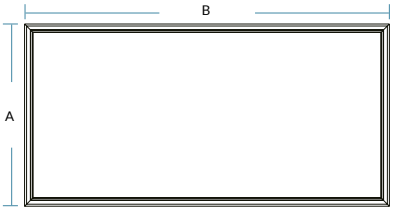

Model	Measures (AxB)
TP2/2	600x600 mm
TP4/1	300x1200 mm
TP4/2	600x1200 mm

For additional information, please contact us
www.teslights.com - info@teslights.com

Ordering Guide

Example 1: TP2/2P36E100F40
Example 2: TP2/2P36E100F40-B-E

Type	Size		Dim or non-dim		Watts		Driver/ Voltage		Efficiency		Cover		CCT		Big size		Emergency driver	
TP	2/2		P		36		E		100		F		40		-B		-E	
TP	**2/2**	2'x2'	**P**	Dimmeable	**24**	24 W	**E**	External 100-277 V 50/60 Hz	**130**	130 lm/W	**F**	Opaca	**30**	3000 K	**-B**	Big size	**-E**	Emergency driver
					36	36 W			**125**	125 lm/W			**40**	4000 K				
					48	48 W							**50**	5000 K				
					36	36 W			**100**	100 lm/W								
					48	48 W												
	4/1	4'x1'			**24**	24 W			**130**	130 lm/W								
					36	36 W			**125**	125 lm/W								
					48	48 W			**100**	100 lm/W								
	4/2	4'x2'			**48**	48 W			**130**	130 lm/W								
					60	60 W												
					48	48 W			**100**	100 lm/W								
					54	54 W												

Explanation: Model without "B", means regular size: 2/2 = 600*600 | 4/2 = 1200*600 | 4/1 = 1200*300
Model with "B", means big size: 2/2 = 603*603 | 4/2 = 1212*603 | 4/1 = 1212 * 303
Model without "E", means model without emergency driver
Model with "E", means model with emergency driver

Note: We can also produce Flat Panels different sizes, wattages, lumens variations, and color temperatures.
For more information contact your account manager.

Photometric Polar Diagram

Example: TP2/2P24E130F40

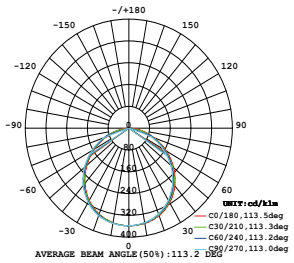

NOTE: If you need photometric information of this or another product, do not hesitate in contact us.

Spectral Power Distribution & Chromaticity Diagram

Example: TP2/2P24E130F40

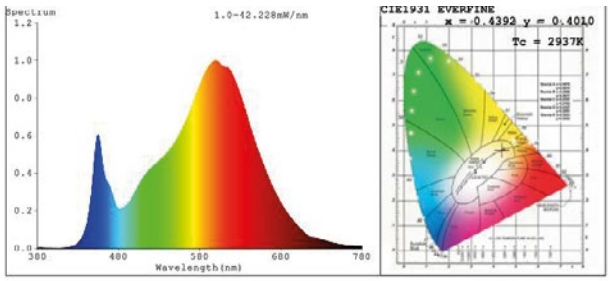

Installation

1. Turn off power of fixture
2. Connect the input terminal with utility power (AC 100-227V) by using wiring-unit, make certain that no copper wire is exposed.
3. Ensure cable from lamp to driver is securely connected.
4. Secure with appropriate safety straps as needed.
5. Turn on the power switch.

Attention:

1. Turn off power to fixture before installing.
2. Do not exceed the recommended input voltage, or it will damage the panel.
3. Do not alter the panel in any way.

NOTE: Reference **www.teslights.com/Lighting/Products** for detailed installation instructions

For additional information, please contact us
www.teslights.com - info@teslights.com

Teslights
Marine Lighting

World Headquarters
3345 Industrial Dr.
Building #16
Santa Rosa, CA 95403, USA
+1 844 TESLITE
www.teslights.com - info@teslights.com